



SEMICON[®] India

September 17-19, 2026 | Yashobhoomi (IICC), New Delhi


Exhibitor Manual

**TRANSFORM
TOMORROW**


Silicon to Systems : Building the Ecosystem

INDEX

PART 1 – Event Details	Page
Welcome Note	4
Event Overview	5
Venue Details	5
Important Deadlines	6
Exhibitor Badges & Access	6
Exhibition Coordination	7
Force Majeure	7
Important Notes	7
Key Contact Points	8
Event Schedule & Operations	
Show Dates & Timings	8
Exhibition Schedule	9
Build-Up Schedule	10
Dismantling Schedule	10
Security & Access Control	11
Stand Design & Construction	
Raw Space Booth Guidelines	11
Shell Scheme Booth Guidelines	11
Extra Services Order Policy	12
General Construction Regulations	12
Height & Structural Safety	13
Technical Services	
Power Supply Guidelines	13
Internet & Wi-Fi Connectivity	13
Electrical Services – Important Notes	13
Safety & Compliance	
Safety Compliance	14
Insurance Requirements	15



Logistics & Material Handling	
Freight Movement	15
Vehicle Movement SOP	15
Storage	30
Parking Guidelines	15
Compressed Air Requirements	15
Operations & Governance	
Official Service Contractors	16
Penalty & Compliance Framework	16
Sustainability Guidelines	16
Badge Categories & Access Protocol	17
Meeting Rooms & Conference Participation	17
Master Event Timeline	18
Quick Do's & Don'ts	18
Part II – Critical Operational Guidelines	
Security & Build Completion Advisory	19
Stand Design Submission Process	41
Security Deposit & Stand Completion	42
Shell-to-Bare Modification Guidelines	43
Mandatory & Service Order Deadlines	44
Stand Possession & Move-In Process	45
Truck & Car Parking SOP	46
Heavy Exhibit Handling Guidelines	47
Important Forms (Entry, Exit & Indemnity Forms)	
Official Freight Forwarders	30
Operations Team Contact Matrix	32
Stand Possession Certificate	33
Letter Of Authorisation	34
Official Vendors	35
Successful Participation Note	37



SECTION 1 – EVENT DETAILING

1.1.WELCOME NOTE

Dear Exhibitor,

We are pleased to welcome you to **SEMICON India 2026**, India's premier exhibition and conference platform for the semiconductor and electronics ecosystem.

MM ACTIV Sci-Tech Communications Pvt. Ltd., as the appointed Event Manager, is committed to ensuring a smooth, safe, and professionally managed participation experience for all exhibitors.

This Exhibitor Manual has been developed to provide comprehensive guidance on operational procedures, technical requirements, safety regulations, logistics, and key timelines related to your participation.

We request all exhibitors to carefully review this manual and submit the required forms within the specified deadlines. Timely compliance will enable efficient planning and seamless execution during build-up, show days, and dismantling.


Exhibitor badges will be issued at the time of stand possession. All exhibitor personnel must wear identification badges at all times within the venue premises to ensure security compliance and controlled access.

Each exhibiting organisation is strongly advised to nominate a dedicated **Exhibition Coordinator** who will act as the primary point of contact for all communication and operational coordination.

For any assistance, please contact the Event Secretariat at: **Email: semiconindia@mmactiv.com**

We look forward to your successful participation and contribution to making SEMICON India 2026 a world-class industry platform.

MM ACTIV Sci-Tech Communications Pvt. Ltd.



1.2 EVENT OVERVIEW

Event: SEMICON India 2026

Organiser: SEMI

Event Manager: MM ACTIV Sci-Tech Communications Pvt. Ltd.

SEMICON India is the flagship industry platform that brings together global leaders, policymakers, researchers, innovators, and solution providers from across the semiconductor value chain.

The event comprises:

- International Exhibition
- Technical Conferences
- Business Networking Platforms
- Policy Dialogues
- Innovation and Startup Engagement

The objective of the event is to strengthen India's semiconductor ecosystem by facilitating collaboration, investment, knowledge exchange, and industry partnerships.

1.3 VENUE DETAILS

Venue: Yashobhoomi (India International Convention & Expo Centre – IICC), Dwarka, New Delhi

The venue offers world-class exhibition halls, conference facilities, meeting rooms, and advanced infrastructure aligned with international event standards.

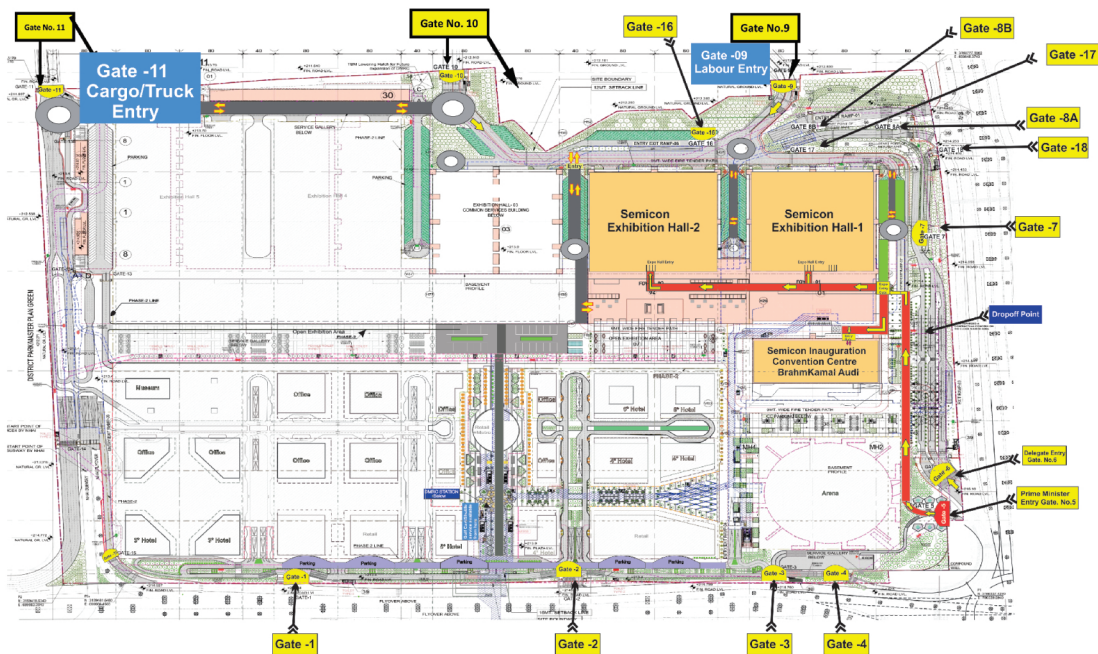
All exhibitors are required to comply with venue safety norms, access regulations, and operational guidelines outlined in this manual.

From	Distance (in km)	Approx. Time to reach
Indira Gandhi International Airport Terminal 1	13.5	24 min
Indira Gandhi International Airport Terminal 2	12.6	24 min
Indira Gandhi International Airport Terminal 3	12.0	22 min
New Delhi Railway Station	24.6	52 min
ISBT Kashmere Gate	27.6	62 min
Aerocity	11.4	21 min

IICC, Yashobhoomi, Dwarka, New Delhi
Venue: Hall 1 & 2 A+B
Venue Location: [Click Here](#)

SEMICON 2026

Yashobhoomi (IICC) Venue Layout



1.4. IMPORTANT DEADLINES

All exhibitors must adhere strictly to the submission timelines mentioned below:

- Submission of Exhibitor Directory Form
- Submission of Indemnity Form
- Power load requirements
- Stand design approvals
- Contractor details submission

Final submission deadline: 31st August 2026

Delays in submission may result in operational constraints or additional charges.


1.5. EXHIBITOR BADGES & ACCESS

Exhibitor badges will be issued during stand possession.

Key guidelines:

- Badges are strictly non-transferable
- All personnel must wear badges visibly at all times
- Access without valid identification will be restricted

This measure is essential to maintain controlled movement and comply with security requirements, including VIP security protocols.



1.6. EXHIBITION COORDINATION

Each exhibiting company must appoint a designated **Exhibition Coordinator** responsible for:

- Form submissions
- Vendor coordination
- Stand construction planning
- On-site communication with organisers


Centralised coordination helps avoid delays and ensures smooth operational flow.

1.7. FORCE MAJEURE

If the event is postponed, rescheduled, or cancelled due to circumstances beyond the control of the organisers - including natural disasters, government regulations, security directives, or force majeure events - the organisers shall not be liable for consequential losses. Any refund, if applicable, shall be limited to participation fees and will be determined at the discretion of the organiser.

1.8. IMPORTANT NOTES

- The words listed under 'definitions' will bear the following reference for the purpose of this event SEMICON India 2026
- All applications for participation should be made on the Space Application Form and submitted to the Event Managers. Submission of this form will confirm participation and acceptance of rules and regulations. The organisers reserve the right to accept or refuse any application without assigning any reason.
- Allotment of stands is final only on receipt of 100% payment.
- Arrangements will be made for providing round-the-clock security. However, the organizers are not responsible for any theft, pilferage, loss, or damage of any material, goods or properties belonging to individual exhibitors at any time before, during or after the exhibition for any reason or cause whatsoever.
- Insurance of exhibits, against all risks, prior to, during, and after the exhibition should be done by the exhibitors at their own cost. The Organisers / Event Partners / Event Managers will in no way be responsible for any loss or damage.
- Should any exhibitor decide to withdraw from participation in the exhibition, the decision as to the refund rests entirely with the Event Manager at their sole discretion.
- If the exhibition is cancelled, postponed, or rescheduled due to force majeure or circumstances beyond the control of the organisers, exhibitors shall not be entitled to claim damages or compensation. Refunds, if applicable, will be limited to the space participation fee at the discretion of the organisers.
- For pavilion bookings, the entire raw space booked area can be utilised for construction, subject to a height restriction of 4 meters. This guideline is designed to ensure minimal interference with neighbouring exhibitor displays while maintaining overall visibility within the exhibition area.



1.9 KEY CONTACT POINTS

Event Secretariat

MM ACTIV Sci-Tech Communications Pvt. Ltd.

Email: semiconindia@mactiv.com

Official Service Contractors

Details of official contractors for stand construction, electrical services, logistics, internet connectivity, and other technical services will be shared separately.


Exhibitors are encouraged to coordinate through officially appointed service partners to ensure compliance with venue and safety standards.

SECTION 2 – EVENT SCHEDULE, BUILD-UP & DISMANTLING

2.1 Show Dates & Time

Show Dates	17th-19th September 2026	
Inauguration Date	17th September 2026	
Time	10:00 AM (Tentative)	
Venue	IICC, Yashobhoomi, Dwarka, New Delhi	
Show Timings	17th September 2026-10:00 AM to 06:00 PM	
	18th September 2026-10:00 AM to 06:00 PM	
	19th September 2026-10:00 AM to 05:00 PM	
Exhibitor access to the exhibition	17th September 2026	*08:00 AM – 06:30 PM
	18th September 2026	09:30 AM – 06:30 PM
	19th September 2026	09:30 AM – 06:30 PM
Start of aisle cleaning	17th -19th September 2026	06:30 PM – 07:30 PM
Visitor access to the Exhibition	17th September 2026	11:30 AM – 06:00 PM
	18th September 2026	10:00 AM – 06:00 PM
	19th September 2026	10:00 AM – 04:30 PM

* Mentioned time is tentative and is subject to change.



2.2 Exhibition Schedule

Build-Up Period

Raw Space Booth Construction:

- 14th September 2026
- 10:00 AM – overnight

Shell Scheme Booth Dressing:

- 15th September 2026
- 10:00 AM – overnight

Important:

All booth construction and exhibit installation must be **fully completed by 07:00 AM on 16th September 2026.**


After this time, the venue will come under **restricted security control**, and further build-up activity will not be permitted.

2.3 Exhibition Open Days

Date	Exhibitor	Visitor
17th September, 2026 (Due to VVIP Visit)	*08:00 AM - 06:30 PM	*11:30 AM - 06:00 PM
18th September, 2026	09:30 AM - 06:30 PM	10:00 AM - 06:00 PM
19th September, 2026	09:30 AM – 05:00 PM	10:00 AM - 05:00 PM

* Mentioned time is tentative and is subject to change.

Exhibitors may access their stands **one hour prior to opening** for preparation.



2.3 Build Up Schedule

Description	Date	Timings
Booth Possession - EH Hall -1 & 2		
Raw (bare) space exhibitors	14th September 2026	10:00 AM – 6:00 PM
Working hours for raw space booth contractors/exhibitors- Hall	14th–16th September 2026	10:00 AM – overnight till 7:00 AM
Shell Scheme Exhibitors	15th September 2026	10:00 AM – 6:00 PM
Working hours for shell space booth contractors/exhibitors- Hall	15th–16th September 2026	10:00 AM – overnight till 7:00 AM
Build- up period (Move-in) EH- Halls 1&2		
Move-in of heavy exhibits that need lifting equipment and vehicles inside hall	15th September 2026	12:00 PM – 08:00 PM
Exhibitor registration (issuing of badges)	14th September 2026	11:00 AM – 06:00 PM
	15th September 2026	10:00 AM – 06:00 PM
	16th September 2026	10:00 AM – 06:00 PM
	17th–18th September 2026 19th September 2026	10:00 AM – 05:00 PM 10:00 AM – 02:00 PM
Full Electricity supply to all Exhibitors	19th September 2026	09:00 AM onwards

Deadline for final completion of all booths for contractors/exhibitors 16th September 07:00 AM


No vehicle movement/ entry will be allowed after **08:00 PM on 15th September 2026** in the exhibition halls

Booth contractors won't be allowed after **07.00 AM on 16th September 2026** in the exhibition hall

16th September 2026 will be strictly kept as **"NO WORKING DAY"** due to the VIP Movement

2.4 Dismantling Schedule

Dismantling EH- Hall-1 & 2		
The power supply to the booths switched off	19th September 2026	05:00 PM
Dismantling electrical installations	19th September 2026	05:00 PM
Move-out hand-carry exhibits only	19th September 2026	05:00 PM -11:00 PM
Dismantling / move-out of booth / large exhibits, heavy machinery	19th September 2026	05:00 PM -11:59 PM
	20th September 2026	00:01 AM – 02:00 PM
Hall to be cleared completely	20th September 2026	03:00 PM



All exhibits and booth materials must be removed within the stipulated dismantling period. Items left behind may be disposed of by the venue at the exhibitor's risk and cost.

Note:

This schedule is up to date at the time of print. Should there be any amendment, we will inform you accordingly

2.5 Security & Access Control

The exhibition venue will operate under **controlled access protocols**. All contractors, labour personnel, and exhibitors must carry valid badges or work permits.

Security screening procedures may be enhanced based on government or VIP security requirements. Exhibitors are advised to plan logistics schedules accordingly.

SECTION 3 – STAND CONSTRUCTION & DESIGN GUIDELINES**3.1 Raw Space Booths**

Exhibitors opting for raw space booths must:

- Submit detailed stand design drawings for approval by **31st August 2026**.
- Ensure compliance with structural and safety norms
- Appoint qualified stand contractors
- Maintain maximum permitted height as specified by organisers


Stand design approval is mandatory before commencement of fabrication.

3.2 Shell Scheme Booths

Under the Shell Stand scheme, exhibitors will be provided with synthetic carpet and fascia with standard lettering for the name of the exhibitor along with the following entitlement (Utilities provided for each 9 sqm)

- Two/Three Side Laminated Polychem Panel Walls
- Wall-to-Wall Carpet
- One Table
- Two Chairs
- Three Spotlights
- One 5 Amps. Power socket
- One Wastepaper Basket

Two/Three side walls with laminated vinyl infill panels, fascia with company name with vinyl computer cut-out lettering, synthetic carpet. Custom modifications to shell scheme booths must be approved in advance.



For Shell Stand Stalls with more than 9 sqm area, utilities will be on a pro-rata basis. Exhibitors will be given 2 No. Exhibitor passes per 9 sqm booked area. No rebate will be given if the exhibitor decides not to avail itself of any of the above shell scheme provisions. Exhibitors must apply for electrical/power sources at additional cost as required by them over and above the entitlement. Ordering Additional Services : [Click Here](#)

SIZE	TABLES	CHAIRS	SPOTLIGHTS	DUSTBINS	POWER SOCKETS	EXHIBITOR BADGES
9 sqm	1	2	3	1	1 (5 amp)	5
12 - 15 sqm	1	2	4	1	1 (5 amp)	5
18 - 21 sqm	2	4	6	2	2 (5 amp)	10
27 sqm	3	6	9	3	3 (5 amp)	20
36 Sqm	4	8	12	4	4 (5 amp)	20
45-48 sqm	5	10	15	5	5 (5 amp)	20
54 sqm	6	12	18	6	6 (5 amp)	20
63 sqm	7	14	21	7	7 (5 amp)	30
72 sqm	8	16	24	8	8 (5 amp)	30

3.3 Order & Surcharge Policy for Extra Services


- **Standard Rates:** Orders received on or before **31st August 2026** will be processed at standard rates.
- **Late Orders:** A **30% surcharge** will apply to all orders placed from **1st September 2026 – 13th September 2026**
- **Onsite Orders:** Orders placed onsite will be accepted **subject to resource availability at 30% surcharge.**

3.4 General Construction Regulations

To ensure safety and venue protection:

- On-site carpentry, cutting, welding, or spray painting inside halls is **not permitted**
- Only prefabricated booth materials may be used
- Venue flooring and walls must not be drilled, nailed, or damaged
- Fire-retardant materials should be used wherever applicable

Non-compliance may result in stoppage of work or penalties.



3.5 Height & Structural Safety

- Maximum booth height limits will be specified in the technical circular
- Structures above 4 metres require structural stability certification

SECTION 4 – ELECTRICITY POWER CONNECT AND CONSUMPTION

4.1 Power Supply

Electrical supply available at the venue includes:

- 230V Single Phase
- 400V Three Phase
- Frequency: 50 Hz

General hall lighting and standard shell scheme lighting are included. Exhibitors requiring additional connected load for machinery demonstrations or specialised equipment must apply in advance and pay applicable consumption charges as specified. Raw space exhibitors must submit detailed power load requirements by **31st August 2026**. Power distribution within the stand must be arranged through certified electrical contractors, adhering to all safety norms


- Shell scheme exhibitors are entitled to **1 kW single-phase supply per 9 sqm stand**.
- Additional load will be charged at **₹ 5,000 per kW + GST**
- Exhibitors opting for Raw space have to pay for electricity/power connection and consumption at the rate of **₹ 5000 per kW + GST**.

4.2 Internet & Wi-Fi Connectivity

- Basic venue Wi-Fi may be available in common areas.
- Exhibitors requiring dedicated bandwidth or wired internet must apply through the official service provider.
- Networking infrastructure and equipment requirements will be mapped based on stand location and technical scope.
- Bandwidth charges may be payable directly to the venue or designated vendor.

4.3 Electrical Services - Important Points to Remember

- Electrical charges: **₹ 5000/ per kW + GST**, Single or Three-phase for Event
- Temporary Charges for Fabricating the stall: **₹ 5000/ per kW + GST** for 2 days only
- Exhibitors opting for indoor and raw space has to apply for a power connection
- Regular electricity will be provided from **17th September 2026 after 9:00 AM**
- Exhibitors opting for a Shell stand are entitled to a single phase 1 kW per 9 sq. mtr Inclusive of stall lighting.
- Temporary electricity is provided upon stall possession and must be requested via the Exhibitor Portal under "Extra Services"
- We will provide power for machine testing if loads up to 10 kW during the setup



SECTION 5 – SAFETY, INSURANCE & COMPLIANCE

5.1 Safety Compliance

All exhibitors and contractors must follow:

- Mandatory use of PPE during build-up
- Safe handling of electrical equipment
- Compliance with fire safety regulations
- Adherence to emergency evacuation procedures
- Prohibited from using paint for marking. Marking shall be done with masking tape only.
- It is compulsory to lay the used carpet before unloading the stand material and construction of the stand. Venue floors need to be protected while doing painting, fabrication and other jobs.
- It is mandatory to get prefabricated stands on site. Carpentry, cutting & sawing inside the exhibition halls is prohibited.
- Use of LPG, welding and other fuels, spray painting, nitrate paints, lacquers, grinding, varnishing & buffing is strictly prohibited
- Nailing, drilling, & grouting on the venue walls/floor is strictly prohibited; further laying any material or taking support from the walls or pillars is strictly prohibited & will be penalised if found.
- Shoes are compulsory for all during the setup, show and dismantling. It is mandatory to wear appropriate Personal Protective Equipment such as gloves, helmets etc.
- Laying of carpet shall be done without any adhesive. No marks on floor should be left.
- Pasting of carpet shall be done with double-sided tape only.
- All staff working at a Height of 3m or above ground level should wear a rated full-body harness, the same should be anchored to an appropriate anchor point.
- No open joints will be allowed; all joints are to terminate in a junction box or electrical panel, and the panel should have individual rated trip switches, ELCB and fuses.
- SMOKING, CHEWING GUM, CONSUMPTION of TOBACCO and ALCOHOL is strictly prohibited in the exhibition venue.
- Storage of empty material inside the exhibition hall and behind the periphery booth is not allowed.

Failure to comply may result in stoppage of work or financial penalties. Organisers reserve the right to halt unsafe activities.

5.2 Insurance

Exhibitors are solely responsible for arranging comprehensive insurance coverage for:

- Booth structures and fabrication
- Exhibited equipment and materials
- Transit and storage risks
- Third-party liability

The organiser, venue, and event manager shall not be liable for any loss, theft, or damage arising during build-up, show days, or dismantling.

SECTION 6 – LOGISTICS & MATERIAL HANDLING

6.1 Freight Movement

Exhibitors must coordinate material movement schedules in advance.

Vehicle entry will be regulated through **time-slot based access**.

Parking and unloading instructions will be issued closer to the event.

6.2 Visitor & Commercial Vehicle Movement.

(refer to **Point K, Part II** for more information)

- Entry of Commercial Vehicle allowed through **GATE NO - 11** only and exit from **GATE NO - 09** with **ENTRY / EXIT** passes allotted by organisers.
- Exhibitor & Visitor entry on first day from **GATE NO - 10**
- Entry of labour inside venue permitted from **GATE NO - 09** with service passes allotted by organisers.


6.3 Parking

The organisers are making arrangements for the parking of vehicles for exhibitors at the basement of **IICC, Yashobhoomi**, that will be chargeable by the venue*

6.4 Compressed Air Requirements

If you require compressed air for your exhibition setup, kindly order it online through your Exhibitor Portal by **31st August 2026**. Charges for compressed air will be: **₹ 31,500 per point + GST**

Please inform us ahead of time to ensure availability.



SECTION 7 – OFFICIAL CONTRACTORS & SERVICE PROVIDERS

To maintain quality standards and coordinated execution, certain services such as electrical supply, internet connectivity, rigging, and logistics may be provided through officially appointed contractors. Exhibitors may appoint their own vendors for booth construction; however, all vendors must comply with venue safety norms and organiser guidelines. For seamless coordination and adherence to timelines, exhibitors are encouraged to work with approved service partners.

SECTION 8 – PENALTY & COMPLIANCE FRAMEWORK

To ensure safe and efficient execution of the exhibition, the following compliance framework will apply:

- Delayed completion of booth construction beyond the notified deadline may attract penalties or denial of access.
- Unauthorised use of hazardous materials or unsafe construction practices may result in stoppage of work.
- Damage to venue infrastructure will be charged to the exhibitor at actual cost.
- Exceeding permitted booth height or structural load limits without approval may lead to mandatory modification at exhibitor's expense.
- Non-adherence to dismantling timelines may result in removal of materials by the organiser at the exhibitor's risk and cost.

These measures are necessary to maintain international exhibition standards and ensure safety for all stakeholders.


SECTION 9 – WASTE MANAGEMENT & SUSTAINABILITY

SEMICON India 2026 is committed to responsible and sustainable event practices.

Exhibitors are encouraged to:

- Minimise use of single-use plastics
- Use recyclable or reusable booth construction materials
- Segregate waste into designated disposal bins
- Reduce printed collateral through digital engagement tools

Waste generated during build-up and dismantling must be cleared by exhibitors or their contractors within the stipulated timelines. Organisers reserve the right to levy cleaning or disposal charges for non-compliance.



SECTION 10 – BADGE CATEGORIES & ACCESS PROTOCOL

Access to the venue will be governed through category-based badge control to ensure operational discipline and security compliance.

Badge categories may include :

- Exhibitor
- Delegate
- Speaker
- VIP / Government
- Service Contractor
- Media

Badges are strictly non-transferable and must be worn visibly at all times. Enhanced security screening procedures may be implemented in accordance with government directives or VIP movement protocols. Exhibitors and contractors are requested to cooperate fully with security personnel.

Lost badges must be reported immediately to the registration help desk. Replacement badges may be issued subject to verification.

SECTION 11 – MEETING ROOMS & CONFERENCE PARTICIPATION


Meeting rooms within the convention facility may be available for exhibitors and sponsors subject to prior booking and allocation by the organiser.

Key guidelines:

- Meeting room requests must be submitted within the specified timeline
- Allocation will be based on sponsorship category, programme requirements, and availability
- Standard meeting room setup will include basic furniture, power supply, and signage
- Additional technical requirements such as AV equipment, interpretation systems, or customised branding will be chargeable

Exhibitors are advised to adhere strictly to allotted time slots to ensure smooth scheduling.

Conference session participation, speaker nominations, and technical presentation requirements will be coordinated separately by the conference secretariat.



SECTION 12 – MASTER EVENT TIMELINE

Activity	Timeline
Exhibitor Form Submission Deadline	31st August 2026
Stand Design Approval (Raw Space)	31st August 2026
Build-Up (Raw Space)	14th September 2026
Shell Scheme Booth Access	15th September 2026
Construction Completion Deadline	16th September 2026 – 07:00 AM
Exhibition Open Days	17th–19th September 2026
Dismantling	19th September 2026 (Evening)

Note: Timelines may be adjusted based on security advisories or operational requirements.

SECTION 13 – QUICK DO'S & DON'Ts GUIDE

✓ DO'S

- Submit all forms within deadlines
- Use certified contractors and safe materials
- Follow venue safety and security protocols
- Maintain professional conduct and compliance
- Keep identification badges visible at all times

☒ DON'Ts

- Do not carry out carpentry or painting inside halls
- Do not exceed approved booth height or structural limit
- Do not obstruct aisles or emergency exits
- Do not delay dismantling beyond permitted schedule
- Do not use hazardous or non-compliant electrical installations

PART II**⚠ IMPORTANT NOTICE PLEASE READ THIS FIRST ⚠****Critical Security & Build Completion Advisory SEMICON India 2026**

To ensure safe, timely, and coordinated execution of SEMICON India 2026, all exhibitors and appointed contractors are required to take note of the following mandatory operational and security guidelines. Build-Up Completion Deadline All booth construction, exhibit installation, electrical connections, branding, and testing activities must be fully completed by **07:00 AM on 16th September 2026**.

After this deadline:

- The venue will transition into restricted security control mode
- Access for fabrication teams, tools, and material movement will be strictly regulated
- No further construction or heavy installation work will be permitted inside the exhibition halls
Exhibitors are therefore strongly advised to plan fabrication schedules, logistics movement, and technical installations well in advance.

i. Security Screening & Access Protocol

The event will host senior government dignitaries, global industry leaders, and international delegations. Accordingly, enhanced security procedures may be implemented at short notice.

All exhibitors, contractors, and service personnel must :


- Carry valid event badges or authorised work permits
- Cooperate fully with security screening and access checks
- Follow venue movement guidelines and restricted area instructions
- Non-compliance may lead to denial of access or stoppage of work in the interest of overall event safety.

ii. Vendor & Execution Coordination

To maintain quality standards, safety compliance, and seamless operational flow, exhibitors are encouraged to engage approved or compliant service partners aligned with organiser guidelines.

This will help ensure:

- Timely booth readiness
- Technical compatibility with venue infrastructure
- Faster issue resolution during show days



iii. Operational Responsibility

Adherence to timelines and guidelines outlined in this manual is essential for maintaining international exhibition standards and a smooth experience for all participants.

Exhibitors are requested to circulate this advisory internally to their project teams, contractors, and logistics partners.

For any clarification, please contact the Event Secretariat: semiconindia@mactiv.com

iv. Important Information Booth/Stand Design Submission

a. Deadline For Submission of Design

Exhibitors are requested to submit booth/stand design for APPROVAL, **on or before 31st August 2026**.

The design submitted for approval will need elevation with dimensions, 3D artists impression and electrical single line drawing send to Mr. Amit Kumar Upadhyay at fabrication@mactiv.com and for Extra services order at <https://portal.semiconindia.org/login>

b. Permissible Height Limit


The maximum permitted stand height is 4 metres. Any stand design exceeding this height must obtain prior structural stability approval from the designated structural certification agency, as per organiser guidelines

c. Agency/Fabricator/Contractor Details

Exhibitors are required to submit details of the appointed stand contractor/fabricator along with the stand design drawings to fabrication@mactiv.com for review and approval.

d. Penalties For Late Submission of Design for Approval

The deadline for submission of booth design is **on or before 31st August 2026**. All submissions **beyond 31st August 2026** will attract a late submission one-time penalty of **₹ 15,000**

**e. Application for Power**

Exhibitors are required to apply for requisite power for build-up through <https://portal.semiconindia.org/login> before the deadline **on or before 31st August 2026**

f. Security Deposit

The booth/stand contractor is required to pay a refundable security deposit at the time of possession on **14th September, 2026**, to ensure timely access to the hall for build-up schedules. The security deposit amounts are as follows:

- For booths less than 50 sqm: **₹30,000**
- For booths more than 50 sqm: **₹60,000**
- This deposit will be refundable upon completion of the event

Important Please Note :

*Possession of the booth/stand will be granted only upon submission of the prescribed security deposit to MM Activ Sci-Tech Communications Pvt. Ltd. **via Demand Draft (DD)**, payable in favour of the company, in accordance with the specified guidelines. The appointed stand contractor, fabricator, or exhibitor must ensure full compliance with this requirement.*

Fabricators will not be permitted to commence booth construction without the required security deposit. It is the sole responsibility of the exhibitors to ensure that the security deposit is remitted in accordance with the guidelines


g. Stand Completion Deadline and Forfeiture

If the stand contractor/fabricators fail to meet the stand completion deadline of **07:00 am** on **16th September 2026**, the complete security deposit will be forfeited, and this is non-negotiable. No influence by exhibitors will be entertained to return the deposits.

h. Modification from Shell Scheme to Bare Space

Exhibitors opting to convert their allocated shell scheme stand to bare space will continue to be charged as per the applicable shell scheme space rates.

All such exhibitors must comply with the following stand height and design guidelines:



All such exhibitors must comply with the following stand height and design guidelines:

Height Limits

Maximum permitted stand height : 4 metres

Shell-to-Bare Space – Design Guidelines

- Rear Wall (Back Wall): Maximum permissible height is **2.5 metres**
- Common / Shared Walls: Where a stand shares a wall with an adjacent exhibitor, the wall height **must not exceed 2.5 metres**
- Fascia and Front Design Elements: Maximum permissible height is **4 metres**

These restrictions are necessary to maintain visual uniformity across the exhibition floor and ensure structural safety compliance.

IMPORTANT - Exhibitors allocated **raw space** (non-shell scheme) may construct stand elements up to **4 metres in height** at both the front and rear, subject to approved design submissions.

However, in cases where a raw space stand is **adjacent to a shell scheme stand**, the height of the **back wall and any common side wall** facing the shell scheme stand shall be restricted to a maximum of **2.5 metres**.

This requirement is mandatory to maintain **design uniformity, sightline balance, and structural safety across the exhibition floor**.

All exhibitors are required to adhere strictly to these guidelines. Any deviation or non-compliance may require mandatory on-site modification or removal of non-approved structures at the exhibitor's cost.

NO CONSIDERATIONS :

Exhibitors choosing to modify from shell to bare will not be provided with carpet & furniture as an offset.


i. Mandatory & Service Order Deadlines

All mandatory forms and service orders must be submitted through the official online portal within the specified timeline.

- **Online Ordering Window**

To request additional services, please log in to the Exhibitor Service Portal using your registered credentials: <https://portal.semiconindia.org/login>

All service orders must be submitted within the notified deadlines to ensure availability and timely execution.



The exhibitor service ordering portal will remain open until: **31st August 2026**

Portal Access Link: <https://portal.semiconindia.org/login>

Exhibitors are strongly advised to complete all submissions within the stipulated deadline to avoid operational constraints or additional charges.

• **Order Confirmation Process**

Service orders will be considered confirmed only upon receipt of full payment.

If 100% payment is not credited to the designated bank account within 72 hours from the date of order placement, the order will be automatically cancelled.

In such cases, exhibitors will be required to place a fresh order along with the applicable payment.

Once an order has been successfully placed and paid for, cancellation requests will not be accepted, and no refunds will be applicable.

• **Fascia Name Submission Policy**

The fascia name submitted through the official form will be considered final for production and display on the exhibition stand.

Requests for fascia name changes after submission — including those made during on-site build up days — will attract the following administrative charges:

- INR 3,000 per change (for Indian exhibitors)
- EUR 20 per change (for international exhibitors)

Exhibitors are therefore requested to verify all details carefully before submission.

j. Booth / Stand Possession & Move-In Process

Move-In & Access Procedures

To ensure a smooth and hassle-free arrival, unloading of exhibits, and installation activities during SEMICON India 2026, all exhibitors and appointed contractors must comply with the following move-in guidelines.

Detailed vehicle entry schedules, unloading zones, and access gates will be communicated separately closer to the event.

• Truck Arrival & Parking Procedure

(for detailed information, refer to Point k below)

Exhibitors, authorised representatives, and stand contractors arriving at the venue with exhibits or fabrication materials must:

- Park their vehicles at the designated truck parking area near **Gate No. 11**
- Present the vehicle entry pass and authorisation letter at **Gate No. 11** for verification
- Follow instructions from the organiser's logistics executive stationed at the gate

Vehicle entry into the venue premises will be regulated to avoid congestion and ensure safety compliance.

• Registration & Wristband Collection


After parking at the designated area near **Gate No. 11** or the **Exhibition Hall loading zone**, authorised representatives must proceed to the **Registration Desk** located at the **Exhibition Hall Foyer near Hall 1 & 2**

At the registration desk :

- Present the authorisation letter or Exhibitor Entry Pass Form
- Collect wristbands for stand contractors, labour personnel, and fabrication teams.
Wristbands are mandatory for access to exhibition halls during build-up and dismantling days. Entry without valid wristbands will not be permitted. Wristbands will be issued by the organiser's authorised representatives.
- **Mandatory Safety Compliance:** during build-up Exhibitors must ensure that all booth contractors and labour personnel:
 - Wear valid wristbands at all times
 - Use mandatory **Personal Protective Equipment (PPE)** including safety shoes and helmets
 - Follow venue safety guidelines during construction and dismantling

Security personnel appointed by the organiser reserve the right to deny entry or remove non compliant personnel from the exhibition halls.

Limited quantities of safety shoes and helmets may be available on-site at notified charges.

**• Stand Possession & Hall Access**

After completing registration formalities:

- Exhibitors or stand contractors must present the Stand Possession Certificate at **Gate No. 11** to gain access inside the venue
- Upon reaching the respective exhibition hall, the certificate must be shown to the Hall Director / Hall Manager
- The hall management team will then guide exhibitors or contractors to the allocated stand location. Vehicle entry and exit for material movement within the venue will be permitted only through **Gate No. 11**, unless otherwise advised by the organiser.

• Service & Labour Entry Passes

Service contractor and labour entry passes can be collected from the designated service counter located in the foyer area of **Exhibition Hall 1 & Hall 2**. To obtain these passes, exhibitors or contractors must submit a physical copy of the **Exhibitor Entry Pass Form** (refer to the relevant page of the Exhibitor Manual). Entry passes are required to regulate manpower movement and maintain controlled operational access within the venue.

• Stand Possession – Pre-Requisites:**• Authorisation Requirement**

Stand builders, fabricators, or contractors arriving to take possession of the stand for build up must carry a formal authorisation letter issued by the exhibiting company. Access to exhibition halls for unloading materials and commencing stand construction will be permitted only upon verification of such authorisation.

• Payment Compliance

Booth/stand possession will be granted only after confirmation that 100% payment towards all additional services has been received and reflected in the organiser's bank account. Exhibitors are requested to ensure that all outstanding payments are cleared prior to their contractor's arrival on-site, to avoid delays in stand access and construction schedules.

• Shell Scheme Stall Panel Dimensions (Branding Guidance)**Standard shell scheme stall size: 3 metres × 3 metres (Total Area: 9 sqm)**

Panel specifications:

- Individual panel size: 1 metre (width) × 2.44 metres (height)
- A standard one-side-open 3m × 3m stall typically consists of nine modular panels forming the rear and side walls Equivalent dimensions in feet (approx.):
- Panel width: 3 feet 3 inches (approx. 3.3 ft)
- Panel height: 8 feet

Recommended branding sizes:


- Poster display per panel : Width 3 ft × Height 6 ft
- Full back wall branding (single wall): Approx. 10 ft × 8 ft

Exhibitors are advised to design graphics in accordance with these dimensions to ensure proper fitment and visual alignment.

Table Dimensions

Standard shell scheme furniture will include a table as per organiser specification.

Exhibitors are advised to refer to the indicative table image shared for accurate branding or layout planning.

**k. Trucks & Car Parking Guidelines**

To ensure smooth traffic movement and safe logistics operations during build-up and show days, all exhibitors and logistics partners must adhere to the following parking arrangements.

• Truck Parking & Material Delivery**Applicable Dates : 14th-16th September 2026**

- All trucks carrying exhibits, fabrication materials, or event equipment must report to the designated truck parking area near **Gate No. 11** at Yashobhoomi (IICC).
- Vehicle entry and unloading coordination will be managed from this location.
- Exhibitors are advised to share the official Google Map Location Link with their logistics service providers and drivers in advance to avoid routing delays.

Google Map Link: [Click here](#)

Only authorised vehicles with valid entry permissions will be allowed access to unloading zones.

• Exhibitor Car Parking

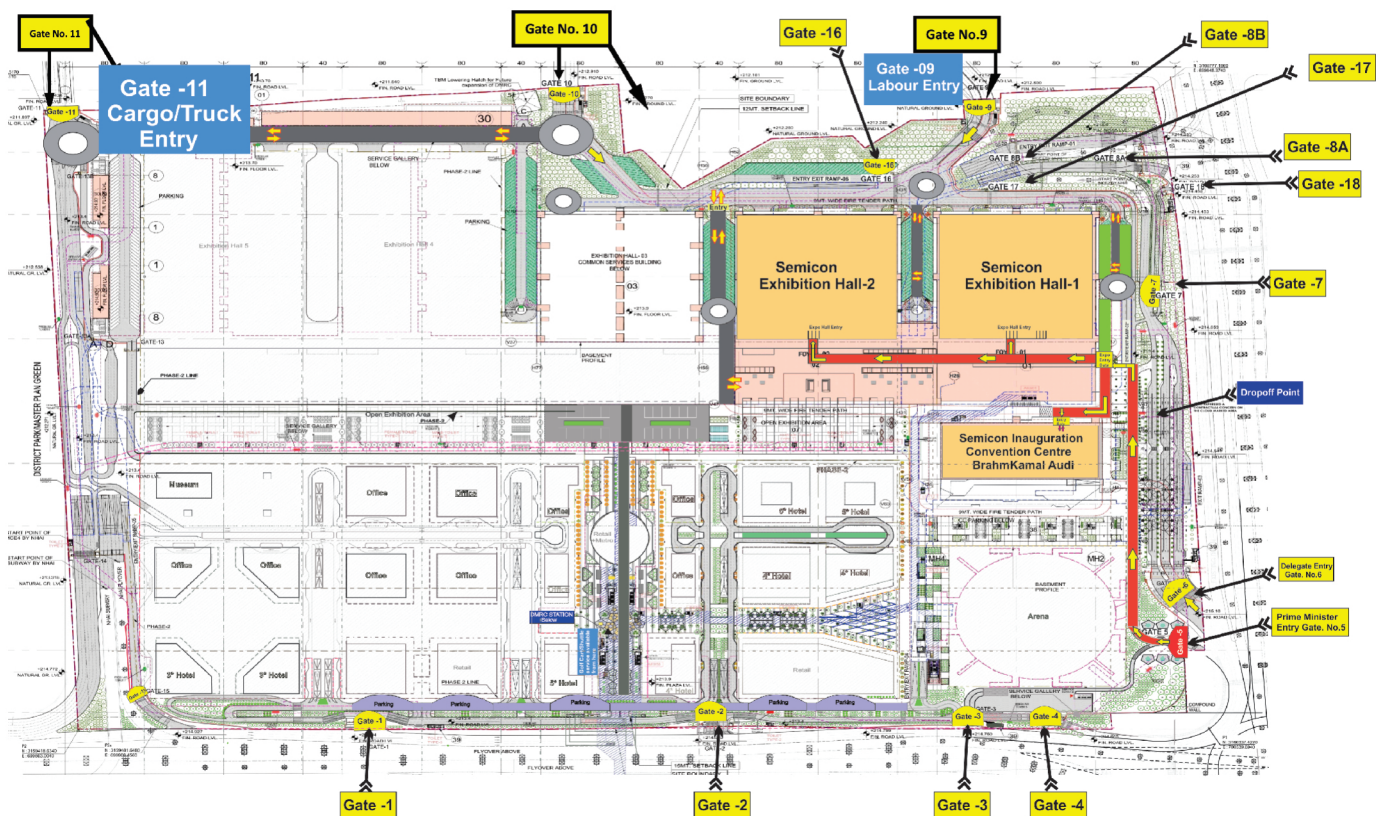
Applicable Dates: **14th-16th September 2026**


- Exhibitors may park their personal vehicles at the designated Exhibitor Parking Area (**P-Exhibitor Parking**).
- Entry to exhibitor car parking will be available through **Gate No. 8A**.
- Vehicles should be parked in the basement parking area near the exhibition halls, as directed by on-ground traffic marshals.

Exhibitors are requested to follow parking signage and security instructions to ensure orderly vehicle movement within the venue premises.

SEMICON 2026

Yashobhoomi (IICC) Venue Layout





Important Note – Parking & Security Restrictions

Car parking access within the immediate venue vicinity may be restricted once the security agencies assume control of the premises due to VIP movement protocols.

Exhibitors are therefore strongly advised to park their vehicles only in the **designated exhibitor parking areas** as communicated by the organiser.

Parking locations may be revised based on security advisories. Exhibitors are requested to **regularly check official event communications and the event website for updated parking instructions and exact parking locations.**

Failure to comply with parking directions may result in restricted vehicle access or operational delays.

I. Heavy Exhibit Handling, Forklift & Crane Operation Guidelines

To ensure safe movement and installation of heavy machinery, semiconductor equipment, and oversized exhibits, all exhibitors must comply with the following operational and safety requirements.

• Advance Declaration of Heavy Exhibits

Exhibitors planning to display heavy equipment, large machinery, or exhibits requiring specialised handling must:


- Submit detailed specifications of the equipment including **weight, dimensions, loading method, and installation requirement**
- Inform the organiser in advance to enable proper planning of material handling routes and equipment deployment
- Coordinate movement schedules in line with the **official logistics time-slot plan**
- Failure to declare heavy exhibits in advance may result in delays or restricted movement within the venue.

• Forklift, Crane & Handling Equipment

Movement of heavy exhibits within the exhibition halls must be carried out using **certified material handling equipment** such as forklifts, pallet trucks, or cranes.

Key guidelines :

- Only **authorised and trained operators** will be permitted to operate lifting equipment
- Equipment deployment must be scheduled and approved through the organiser or appointed logistics contractor
- Floor load capacity and access route limitations must be strictly observe
- Protective floor coverings may be required for high-load equipment movement



Exhibitors are responsible for arranging suitable handling equipment through approved service providers where applicable.

- **Safety & Installation Protocol**


During loading, unloading, and installation:

- All personnel must wear mandatory **Personal Protective Equipment (PPE)** including helmets, safety shoes, and high-visibility jackets
- Lifting plans must be executed under supervision of qualified personnel
- Work areas must be barricaded where necessary to prevent safety hazards
- Machinery testing or demonstration involving power load or vibration must be pre-approved. Unsafe practices may result in **immediate stoppage of work** in the interest of overall event safety.

- **Damage & Liability**

Exhibitors will be held responsible for any **damage to venue infrastructure**, flooring, loading docks, or common areas caused during movement or installation of heavy exhibits. Repair or reinstatement costs will be charged on actuals. Exhibitors will be held responsible for any **damage to venue infrastructure**, flooring, loading docks, or common areas caused during movement or installation of heavy exhibits.

Repair or reinstatement costs will be charged on actuals.



FORM 1
MATERIAL ENTRY PASS
SEMICON India 2026

To
The Security-in-Charge
SEMICON India 2026
Hall 1 & 2 – IICC, Yashobhoomi, New Delhi

Name of Exhibitor / Company: _____

Stand No.: _____

Kindly permit entry of materials / packages / exhibits related to our participation at "SEMICON India 2026 scheduled from 17th–19th September 2026."

Vehicle Details

- Vehicle Number: _____
- Logistics Company Name: _____


You are requested to allow entry of the above vehicle(s) **through Gate No. 11** for event build up and installation activities.

Important Note:

Exhibitors / contractors are required to carry **two (2) duly filled and signed copies** of this entry pass at the time of arrival.

Authorised Signatories

Exhibition Coordinator	MM ACTIV Representative	Security Authority
(Exhibitor)		
Date: _____	Date: _____	Date: _____
Time: _____	Time: _____	Time: _____



FORM 2
MATERIAL EXIT PASS
SEMICON India 2026

To
The Security-in-Charge
SEMICON India 2026
Hall 1 & 2 – IICC, Yashobhoomi, New Delhi


Name of Exhibitor / Company: _____
Stand No.: _____

Kindly permit exit of materials / exhibits / packages brought in by us for our participation at
“SEMICON India 2026 scheduled from 17th–19th September 2026.”

You are requested to allow vehicle exit through **Gate No. 9** during dismantling operations.

Authorised Signatories

Exhibition Coordinator	MM ACTIV Representative	Security Authority
(Exhibitor)		
Date: _____	Date: _____	Date: _____
Time: _____	Time: _____	Time: _____



FORM 3
INDEMNITY DECLARATION
SEMICON India 2026

To

The Organisers
SEMICON India 2026
c/o MM ACTIV Sci-Tech Communications Pvt. Ltd.
103-104, Rohit House, Connaught Place
New Delhi – 110001

We, the undersigned, hereby confirm that we shall **comply with all rules, regulations, operational procedures, safety guidelines, and instructions** issued by the Organisers and Event Management Agency for SEMICON India 2026.

We acknowledge that participation in the exhibition is undertaken **at our own risk**, and we agree that the Organisers, Event Management Agency, Venue Authorities, and their representatives shall not be held liable for any loss, damage, injury, accident, theft, fire, or any other unforeseen incident affecting our personnel, contractors, exhibits, or materials during the build-up, event days, or dismantling period.


We further undertake to indemnify and hold harmless the Organisers, Event Management Agency, and Venue Authorities against any claims, liabilities, damages, costs, or legal expenses arising due to negligence, non-compliance, or misconduct by our company, staff, contractors, or appointed agents.

Exhibitor / Pavilion Coordinator Details

- Company / Pavilion Name: _____
- Booth Number(s): _____
- Hall Number: _____
- Name of Authorised Signatory: _____
- Designation: _____
- Mobile Number: _____
- Email ID: _____
- Signature: _____
- Date: _____
- Company Stamp: _____

Note for Pavilion Organisers : If this indemnity is submitted on behalf of a pavilion, please attach a list of all participating companies covered under this declaration.

Email at semiconindia@mmactiv.com



FORM 4 STAND POSSESSION CERTIFICATE SEMICON India 2026

This is to certify that the exhibition booth / stand mentioned below has been officially handed over for construction and installation purposes in connection with participation at SEMICON India 2026, scheduled from 17th–19th September 2026 at Hall 1 & 2, IICC – Yashobhoomi, New Delhi.

Exhibitor Details

- Name of Exhibiting Company: _____
- Stand Number: _____
- Hall Number: _____
- Type of Stand: Shell Scheme Raw Space

Contractor / Fabricator Details

- Name of Stand Contractor / Fabricator: _____
- Contact Person: _____
- Mobile Number: _____

Compliance Confirmation

The exhibitor / contractor confirms that:


- All payments towards space rental, security deposit, and additional services have been completed as per organiser guidelines
- Stand construction will be carried out in accordance with approved design drawings and safety regulations
- Mandatory PPE requirements and venue operational guidelines will be followed during build-up and dismantling
- The stand area will be restored to its original condition at the time of handover after dismantling

Stand Possession Date & Time

- **Date of Possession:** _____
- **Time of Possession:** _____

Authorised Signatories

Exhibition Coordinator	MM ACTIV Representative	Security Authority
(Exhibitor)		
Date: _____	Date: _____	Date: _____
Time: _____	Time: _____	Time: _____



LETTER OF AUTHORISATION SEMICON India 2026

Date: _____

To
The Organisers
SEMICON India 2026
c/o MM ACTIV Sci-Tech Communications Pvt. Ltd.
103-104, Rohit House, Connaught Place
New Delhi – 110001

Subject: Authorisation for Stand Construction, Material Handling & On-Site Coordination

We hereby authorise the following agency / contractor to act on our behalf for all activities related to stand construction, material handling, installation, and dismantling for our participation at SEMICON India 2026, scheduled from 17th–19th September 2026 at Hall 1 & 2, IICC – Yashobhoomi, New Delhi.

Exhibitor Details

- Name of Exhibiting Company: _____
- Stand Number: _____
- Hall Number: _____

Authorised Contractor / Agency Details

- Name of Contractor / Fabricator Company: _____
- Contact Person: _____
- Mobile Number: _____
- Email ID: _____

Scope of Authorisation

The above-named agency is authorised to:

- Take possession of the allotted stand space
- Undertake stand construction and installation work
- Handle inward and outward movement of exhibits and materials
- Coordinate with organisers, venue authorities, and official service providers
- Comply with all operational, safety, and security guidelines issued for the event


We confirm that we shall remain fully responsible and liable for all actions, conduct, and compliance obligations of our appointed contractor during build-up, show days, and dismantling.

Authorised Signatory – Exhibiting Company

- Name: _____
- Designation: _____
- Mobile Number: _____

Signature:

Company Stamp:



Official Vendors

Official Freight Forward

R. E. Rogers India Pvt. Ltd.

Mr. Sushil Upadhyay

Mobile: +9818451472

Email: sushil@rogersworldwideindia.com

Mr. Anand Bisth

Mobile: +91 8750398816

Email: anand@rogersworldwideindia.com

P. S. Bedi Group

Mr. Jatin Bharadwaj

Mobile: +91 9910201927

Email: jbharadwaj@psbedi.com

Mr. Balvinder Kumar

Mobile: +91 99715 93214

Email: exhibitions@psbedi.com

Mr. Rajan Rawat

Mobile: +91 9971889881

Email: rrawat@psbedi.com**Siddhartha Logistics**

Mr. Anil Kumar

Mobile: +91 9910398813

Email: anidelhi@siddharthalogistics.com

Mr. Yash Rajput

Mobile: +91 9910393042

Email: Slcdelhi@siddharthalogistics.com**Preferred - Booth Fabricators****Eventually Brand Services Pvt Ltd.**

Ms. Shivani Pondia

Client Servicing Manager

Mobile: +91 8171316555


Email: shivani@eventuallypro.com**Jain Exposition Pvt. Ltd**

Mr. Shronit Jain

Manager Marketing

Mobile: +91 8860250001

Email: admin@jainexpositions.com, jainexpo@yahoo.com



Operation Team Contact Information

Overall Onsite Operations In- Charge

Mr. Amit Kumar Upadhyay

Email: logistic@mmactiv.com

Onsite Branding Coordinator

Mr. Vivek Saraf

Email: fabrication@mmactiv.com

Registration Management

Mr. Vivek Patil

Email: semiconindia@mmactiv.com

Exhibitor Portal

Mr. Vivek Patil

Email: semiconindia@mmactiv.com

Exhibitor Portal

Mr. Manish Sharma

Email: semiconindia@mmactiv.com


Additional Services- Furniture & Power Connection

To access and order additional services, please visit the following link:-

<https://portal.semiconindia.org/login> This portal will guide you through the process of selecting and ordering the services you require.

For assistance, please contact: Mr. Manish Sharma

Email: _____



We Look Forward to Your Successful Participation

SEMICON India 2026

SEMICON India continues to evolve as a **globally recognised platform** that brings together industry leaders, innovators, policymakers, and technology providers from across the semiconductor value chain.

Your participation is an important contribution to the collective objective of **strengthening industry collaboration, enabling business opportunities, and advancing India's semiconductor ecosystem.**

The organiser and event management team are committed to delivering a **professionally managed, safe, and seamless event environment** that supports meaningful engagement, knowledge exchange, and long-term partnerships.

To help you maximise the value of your participation, we encourage you to:

- Plan early and adhere to submission timelines
- Engage proactively with the event coordination team
- Ensure booth readiness and operational compliance
- Utilise networking, conference, and digital engagement opportunities
- Brief your internal teams and partners on event guidelines

A dedicated on-site support structure will be available throughout the event to assist exhibitors with operational requirements and facilitate a smooth experience.

We look forward to welcoming you to **SEMICON India 2026** and working together to make this edition a **successful, productive, and globally benchmarked industry gathering.**

For further assistance, please contact:

Event Secretariat – MM ACTIV Sci-Tech Communications Pvt. Ltd.

Email: ssemiconindia@mactiv.com

